



# RETAIL SNAPSHOT DATA

**MOUNTAIN WEST**  
COMMERCIAL REAL ESTATE

Q3 2019

## MOUNTAIN WEST SNAPSHOT

### RETAIL LEASES

	Quarter 1	Quarter 2	Quarter 3
# of Leases	76	66	61
Leased SF	338,150	227,160	293,626

### RETAIL SALES

	Quarter 1	Quarter 2	Quarter 3
Total Sales	4	10	17
Total SF Sold	90,863	70,110	295,601
Total \$ Sold	\$9,065,930	\$11,022,450	\$25,497,600


### RETAIL LAND SALES

	Quarter 1	Quarter 2	Quarter 3
Total Sales	7	9	9
Total AC Sold	7.07	14.56	7.59
Total \$ Sold	\$7,763,208	\$8,459,297	\$5,794,983

## Q3 TOP RETAIL TRANSACTIONS

### LEASE - \$2,931,600

Savers - Orem Plaza, Orem, UT




Ben Brown



Scott Brady

### SALE - \$2,580,600

Kmart Box - Creekview Plaza, Price, UT



Ben Brown



Scott Brady




Kelly Shiotani

### LAND SALE - \$1,475,000

Walmart Pad, Taylorsville, UT



Chris Monson



Brett Palmer

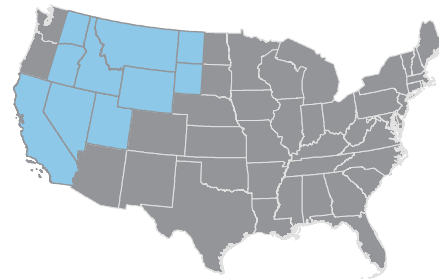


Adam Hawkes

## NEW TENANTS TO THE UTAH MARKET

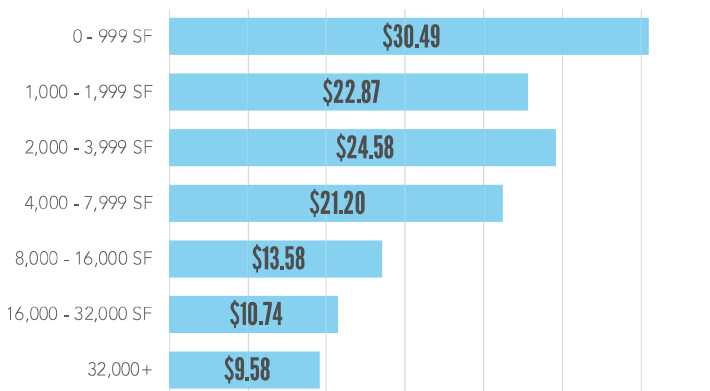


## FOCUS STATES



Utah  
Nevada  
Idaho  
Montana  
Wyoming  
California

## 2019 YTD AVERAGE LEASE RATE BY TRANSACTION SIZE



## 2019 YTD LEASES BY TRANSACTION SIZE

